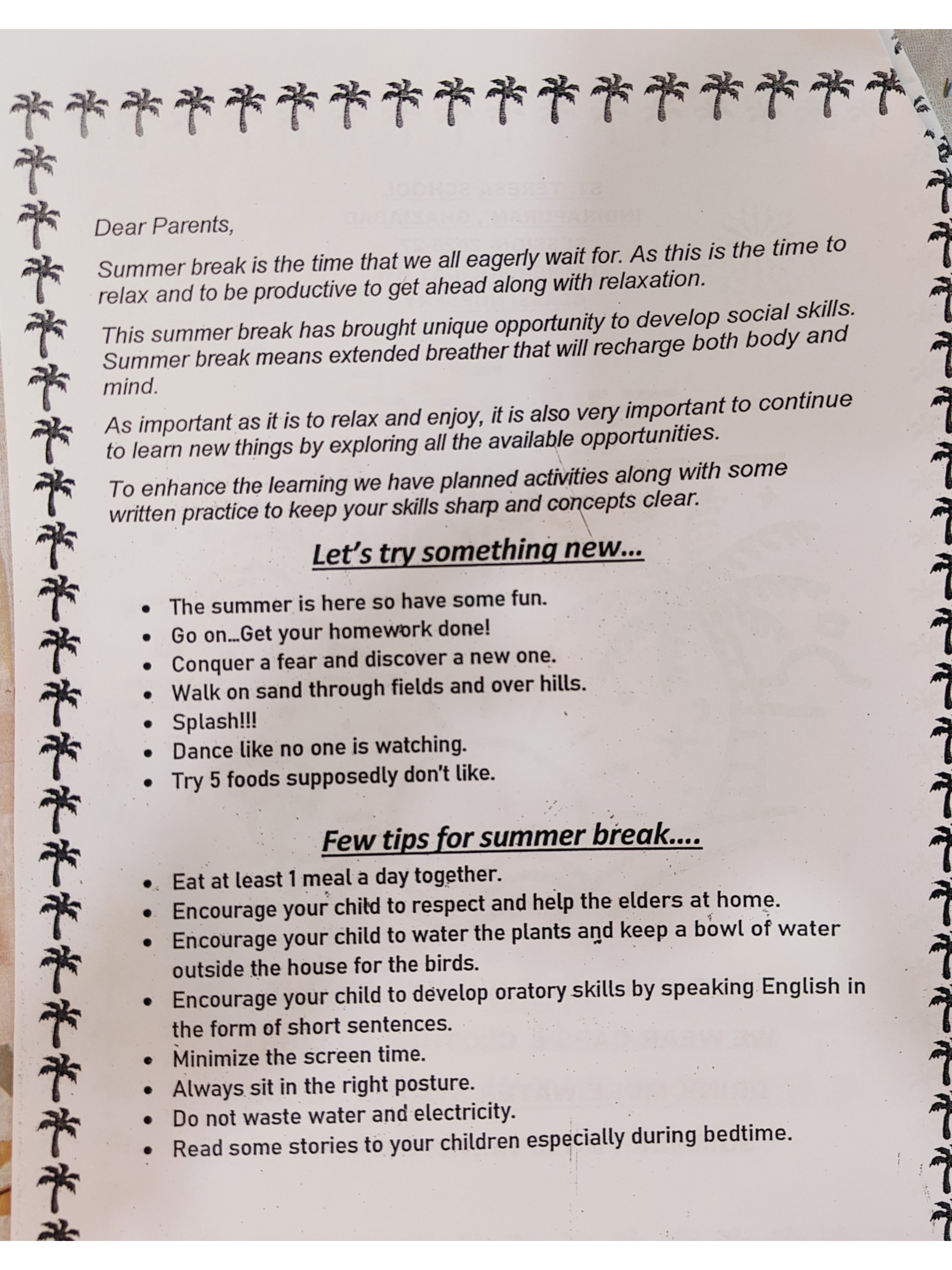




ST. TERESA SCHOOL
INDIRAPURAM , GHAZIABAD
SESSION- 2026-27
SUMMER HOLIDAY HW
CLASS- NURSERY



HOT HOT SUN IS SHINING BRIGHT,
WE WEAR CAPS & CLOTHES SO LIGHT,
DRINK MORE WATER STAY IN SHADE,
SUMMER FUN IS ALWAYS GREAT !!!!



Dear Parents,

Summer break is the time that we all eagerly wait for. As this is the time to relax and to be productive to get ahead along with relaxation.

This summer break has brought unique opportunity to develop social skills. Summer break means extended breather that will recharge both body and mind.

As important as it is to relax and enjoy, it is also very important to continue to learn new things by exploring all the available opportunities.

To enhance the learning we have planned activities along with some written practice to keep your skills sharp and concepts clear.

Let's try something new...

- The summer is here so have some fun.
- Go on...Get your homework done!
- Conquer a fear and discover a new one.
- Walk on sand through fields and over hills.
- Splash!!!
- Dance like no one is watching.
- Try 5 foods supposedly don't like.

Few tips for summer break....

- Eat at least 1 meal a day together.
- Encourage your child to respect and help the elders at home.
- Encourage your child to water the plants and keep a bowl of water outside the house for the birds.
- Encourage your child to develop oratory skills by speaking English in the form of short sentences.
- Minimize the screen time.
- Always sit in the right posture.
- Do not waste water and electricity.
- Read some stories to your children especially during bedtime.

ACTIVITIES- FINE MOTOR SKILLS
(STRENGTHENING HAND MUSCLES)

- **SORTING ACTIVITY** – Let's sort different kind of pulses along with colour and shape recognition.
- **POURING ACTIVITY** – Let's learn to pour water in a fun-filled way.
- **THREADING & BEADING ACTIVITY**- Let's make beautiful bracelets/necklace for your mom.
- **SQUEEZING ACTIVITY**- Let's squeeze water from the sponge and collect it to water the plants.

NOTE: Click the pictures of the child doing the above activities and make a collage on an A3 sheet.

CONVERSATION

- My name is _____.
- I am _____ years old.
- I am a girl/boy.
- I study in class Nursery.
- I study in St. Teresa School.
- My teacher names are _____.
- My mother's name is _____.
- My Father's name is _____.
- How are you ? I am good.
- Magic words:- Thank you , Please , Sorry.

BONDING TIME

- Do yoga together
- Making bed together
- Cleaning together
- Helping in kitchen
- Show gratitude

WORK TO BE DONE:-


- ART BOOK:- Page no. 10 ,11 ,15 & 16
- PATTERN BOOK:- Page no. 22 , 38 , 39 & 40
- SCRAPBOOK:- Paste 5 circle shape objects.
- SCRAPBOOK:- Paste 5 Fruits.
- SCRAPBOOK:- Paste 5 vegetables.
- SCRAPBOOK:- Paste 5 Good habits.
- SCRAPBOOK:- Paste 5 red colour objects.
- Worksheets attached.
- Work given in Notebooks (English & Maths)

Collage Making (SUPER DAD CHEF)



- On the occasion of Father's day, you are requested to do a "Cooking without fire" activity with father and make a collage on A3 sheet.
Click 8-10 pictures while doing the activity and create a neat, colourful collage. Let the child actively participates in mixing , decorating and arranging.
Help your child speak 2-3 lines about the activity.

CRAFT:-




- Make a pen/pencil stand using waste materials at home (old boxes , bottles , cartons etc.).
Decorate it beautifully and send after vacations.









PAPER TEARING AND PASTING



Colour the big objects with RED colour & small objects with GREEN colour.



Colour the picture.

 <p>WATERMELON</p>	 <p>APPLE</p>
 <p>GRAPES</p>	 <p>ORANGE</p>
 <p>STRAWBERRY</p>	 <p>BANANA</p>

COLOUR IT



HAVE A GREAT SUMMER VACATIONS 2026